Signify Classified - Internal
Cooper Lighting Solutions Photometric Lab
1121 Highway 74 South
Peachtree City, GA 30269

Scaled data based on original data using

LM-79-08 Approved Method: Electrical and Photometric Measurements of Solid-State Lighting Products

Test Report Prepared for

Cooper Lighting Solutions

(formerly Eaton)

Brand: LUMARK

Report Number: P895736

Luminaire Tested: **CLCS15S-PC-3000K-40%**

Issue Date: 11/14/2024

Test Information

Test Method:	LM-79-08
Report Number:	P895736
Test Lab:	INNOVATION CENTER(G2)
Issue Date:	11/14/2024
Manufacturer:	COOPER LIGHTING SOLUTIONS (FORMERLY EATON)
Product Line:	LUMARK
Catalog Number:	CLCS15S-PC-3000K-40%
Description:	LUMARK SMALL LED CANOPY 8000LM, 60W, PC 80 CRI 3000K FIXTURE @ 40% OUTPUT
Light Source:	3000K CCT,80 CRI LEDS
Ballast/Driver:	ELECTRONIC DRIVER

Summary

Lumens per Lamp:	N/A
Luminaire Lumens:	3429.8 lumens
Efficiency:	N/A
Efficacy:	140.0 lumens/watt
Luminous Opening:	Rectangular w/ Sides (W: 0.8' x L: 0.8' x H: 0.1')
IES Classification:	Type V - Short
BUG Rating:	B1 - U2 - G1
Input Watts (W):	24.5
Input Voltage (V):	120
Input Current (Ain):	NR
Voltage Rise (V):	NR
Power Factor:	0.98
Total Harmonic Distortion (THDi):	NR
Frequency (hertz):	60
Stabilization Time:	NR
Operation Time:	NR
Ambient Temperature (°C):	NR
Test Distance:	28.75 FT

Cooper Lighting Solutions Photometric Lab
1121 Highway 74 South
Peachtree City, GA 30269

Scaled Data Report

REPORT NUMBER: P895736
CATALOG NUMBER: CLCS15S-PC-3000K-40%

Iso-Footcandle Lines of Horizontal Illumination

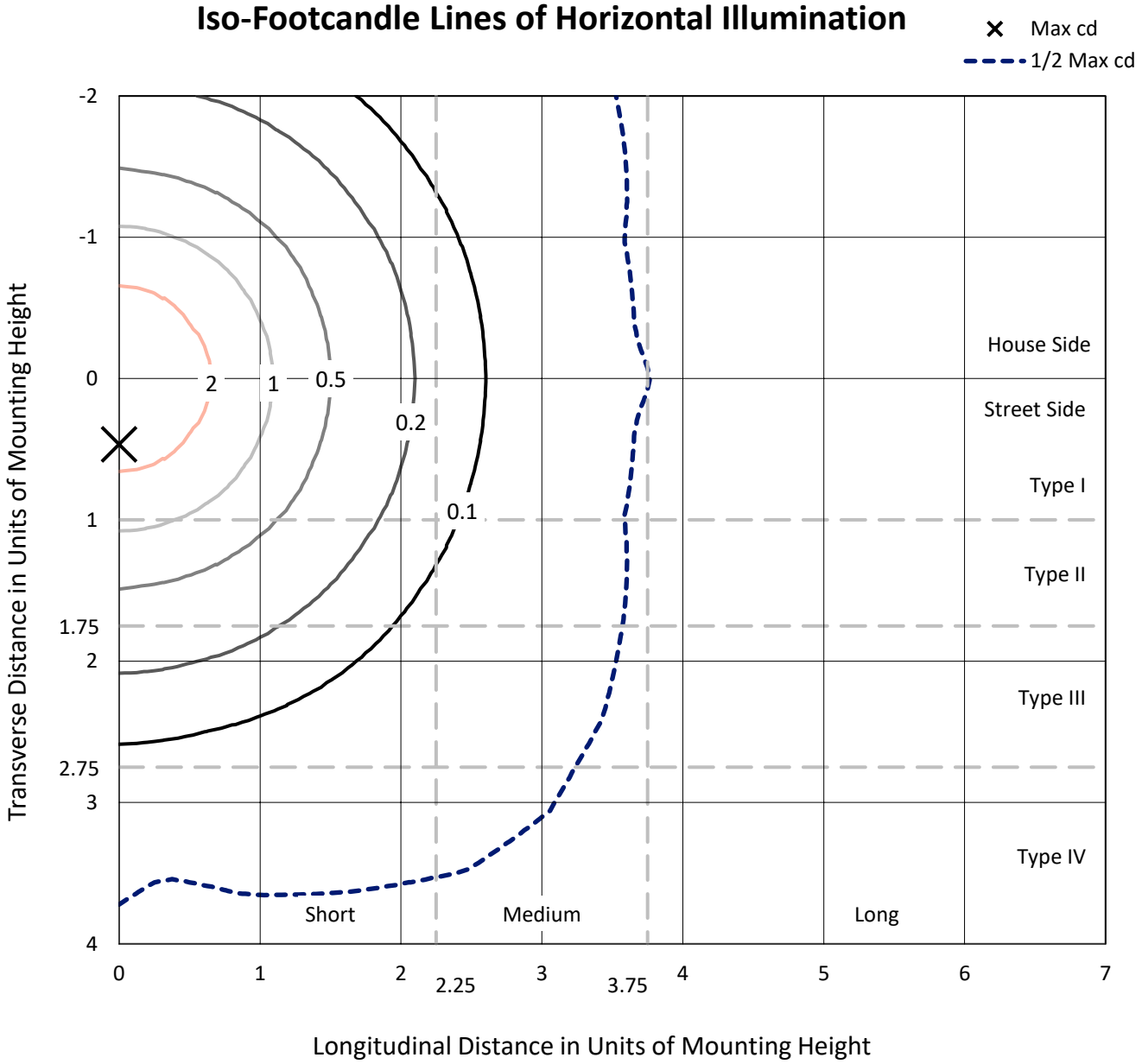

Based on 15 foot mounting height. Maximum calculated value = 3.5 fc
Type V - Short - N/A

REPORT NUMBER: P895736
CATALOG NUMBER: CLCS15S-PC-3000K-40%

Luminous Intensity Polar Plot

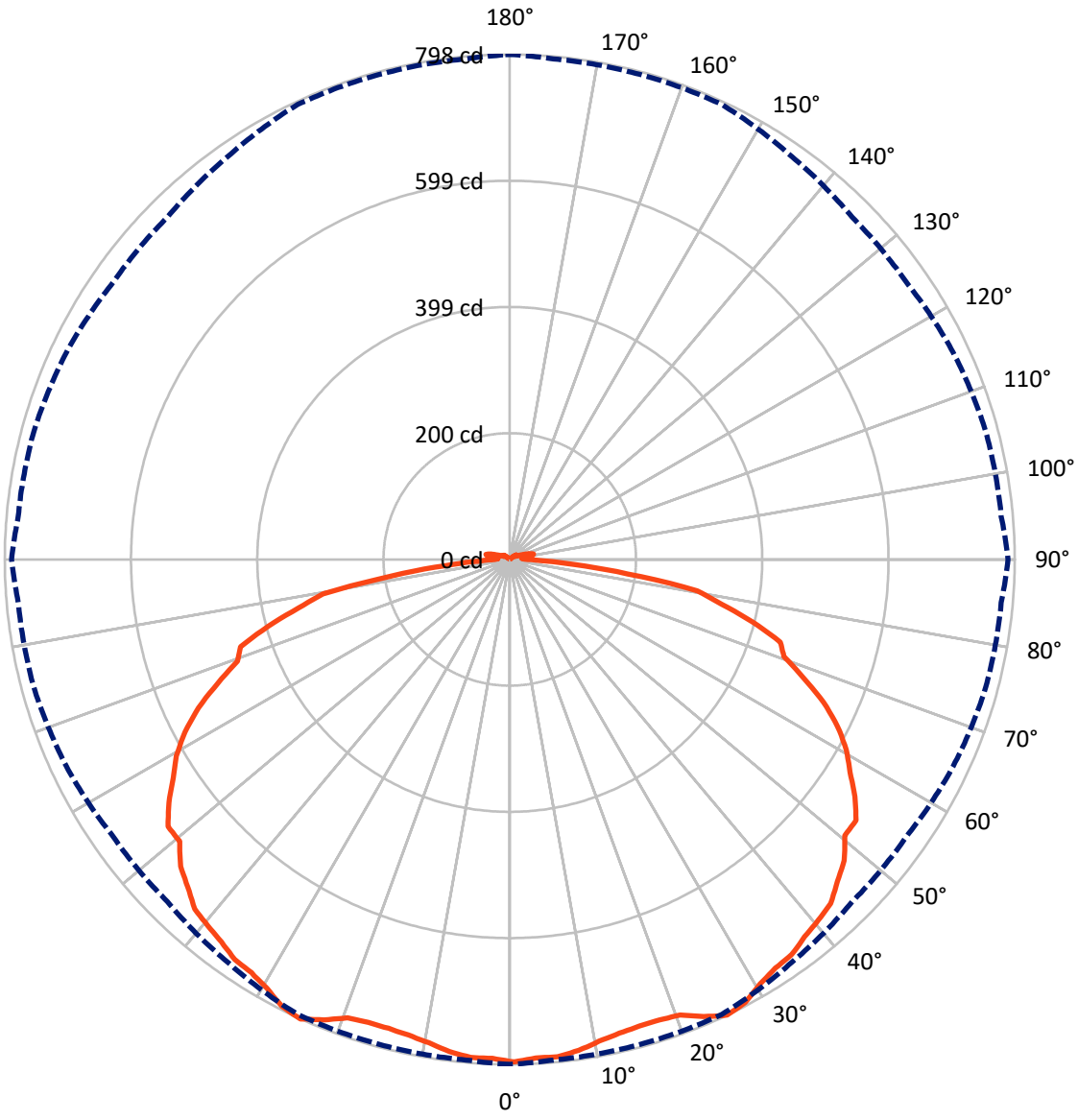

Vertical Plane Through 0-Deg Lateral Horizontal Cone Through 25-Deg Vertical

Cooper Lighting Solutions Photometric Lab
1121 Highway 74 South
Peachtree City, GA 30269

Scaled Data Report

REPORT NUMBER: P895736
CATALOG NUMBER: CLCS15S-PC-3000K-40%

FLUX DISTRIBUTION:

		Downward	Upward	Total
House Side	Lumens	1681.2	33.7	1714.9
	% Fixture	49.0	1.0	50.0
Street Side	Lumens	1681.2	33.7	1714.9
	% Fixture	49.0	1.0	50.0
Total	Lumens	3362.4	67.4	3429.8
	% Fixture	98.0	2.0	100.0

ZONAL LUMENS:

Zone	Lumens	% Fixture
0°-10°	75.2	2.2
10°-20°	218.0	6.4
20°-30°	358.5	10.5
30°-40°	475.3	13.9
40°-50°	562.2	16.4
50°-60°	591.3	17.2
60°-70°	540.8	15.8
70°-80°	417.6	12.2
80°-90°	123.6	3.6
90°-100°	23.5	0.7
100°-110°	26.1	0.8
110°-120°	10.2	0.3
120°-130°	5.6	0.2
130°-140°	1.7	0.0
140°-150°	0.3	0.0
150°-160°	0.0	0.0
160°-170°	0.0	0.0
170°-180°	0.0	0.0
0°-90°	3362.4	98.0
0°-180°	3429.8	100.0

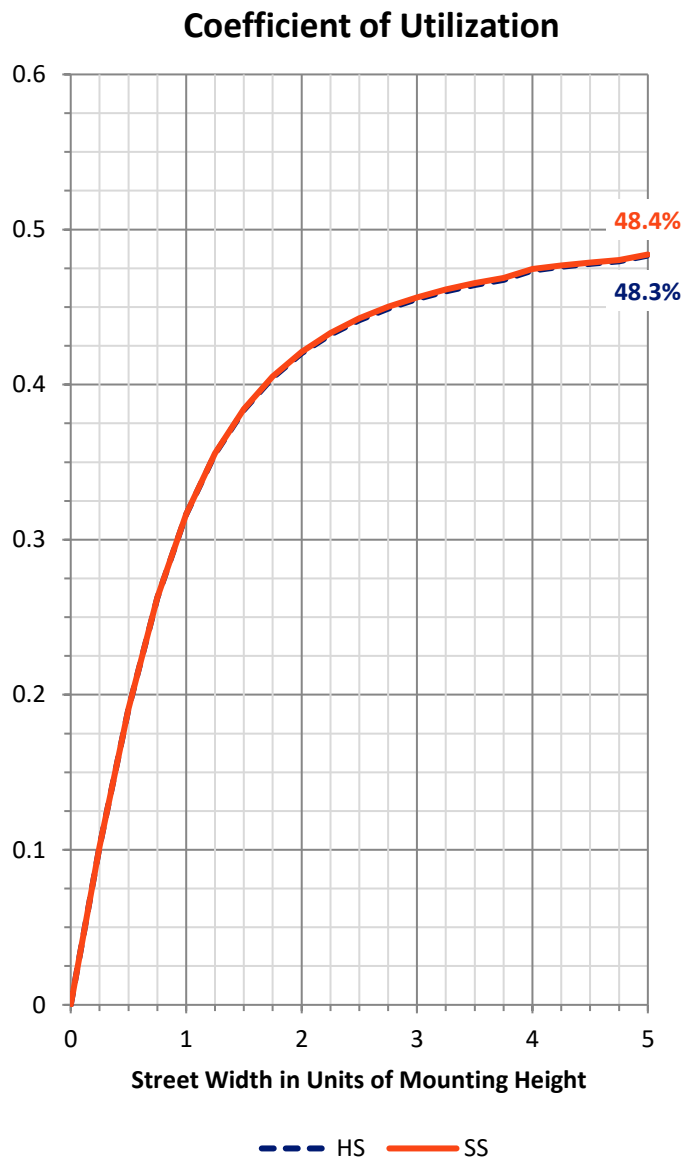

REPORT NUMBER: P895736
CATALOG NUMBER: CLCS15S-PC-3000K-40%

LUMINAIRE CLASSIFICATION SYSTEM LUMEN TABLE AND BUG RATING:

Zone		Lumens	% Fixture	Zone Rating/Lumen Limit B	U	G
FL	(0°-30°)	325.8	9.5			
FM	(30°-60°)	814.4	23.7			
FH	(60°-80°)	479.2	14.0			G0/660
FVH	(80°-90°)	61.8	1.8			G1/100
BL	(0°-30°)	325.8	9.5	B1/500		
BM	(30°-60°)	814.4	23.7	B1/1000		
BH	(60°-80°)	479.2	14.0	B1/500		G0/660
BVH	(80°-90°)	61.8	1.8			G1/100
UL	(90°-100°)	23.5	0.7		U2/50	
UH	(100°-180°)	43.9	1.3		U2/50	

BUG Rating: B1-U2-G1
Type V Short

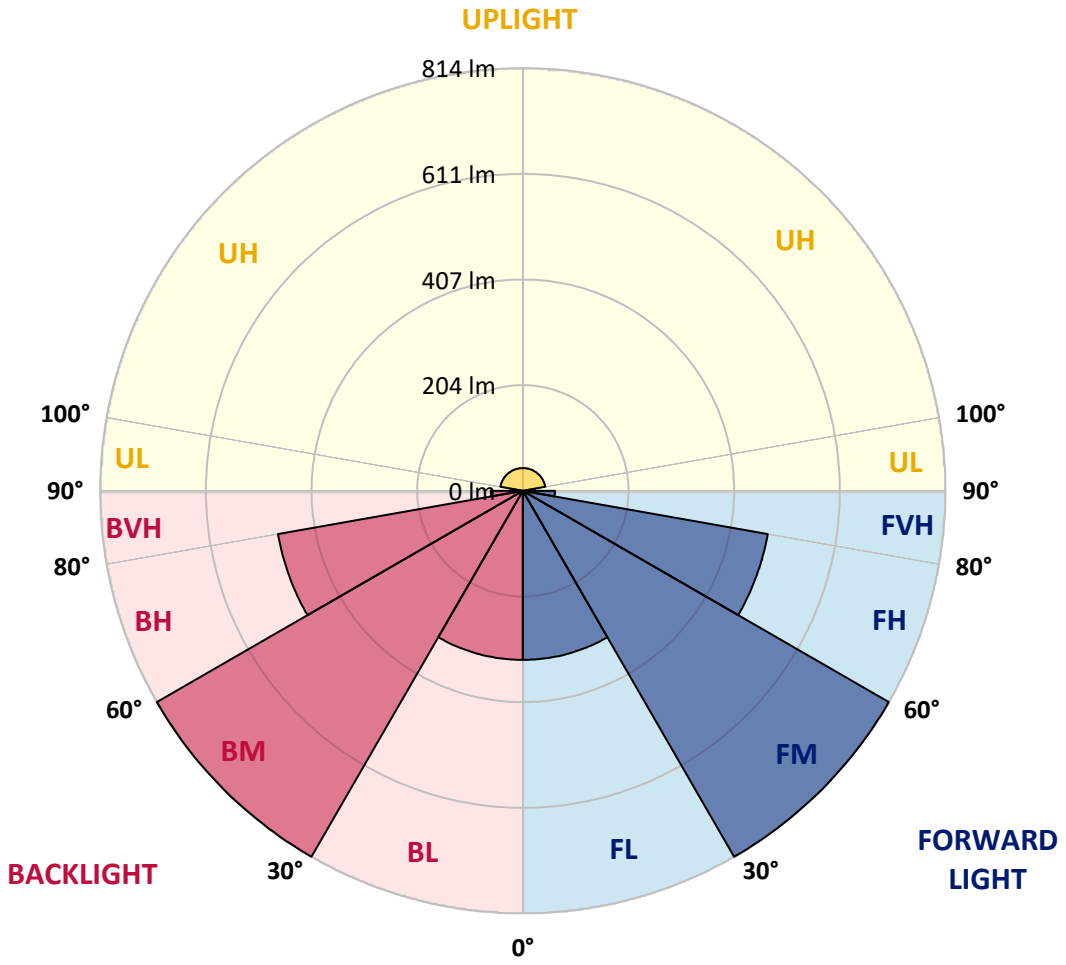

Cooper Lighting Solutions Photometric Lab
1121 Highway 74 South
Peachtree City, GA 30269

Scaled Data Report

REPORT NUMBER: P895736
CATALOG NUMBER: CLCS15S-PC-3000K-40%

CANDELA DISTRIBUTION (FULL):

	0°	5°	15°	25°	35°	45°	55°	65°	75°	85°	90°
0°	794.7	794.7	794.7	794.7	794.7	794.7	794.7	794.7	794.7	794.7	794.7
2.5°	789.5	790.0	790.8	792.5	791.7	792.1	792.1	790.8	792.5	792.1	794.7
5°	790.0	790.0	790.0	792.1	792.1	792.5	793.4	793.4	794.2	794.7	796.4
7.5°	784.0	784.8	784.0	785.7	786.1	788.2	789.1	788.7	790.4	790.4	793.8
10°	775.0	775.4	775.4	777.1	778.8	781.4	781.4	781.0	781.8	781.4	784.0
12.5°	769.0	769.0	768.6	771.1	772.8	774.6	775.0	775.4	776.7	778.4	781.0
15°	766.0	766.0	765.6	769.0	768.6	768.6	770.3	772.0	772.0	773.3	777.1
17.5°	765.6	764.3	760.0	764.7	763.4	763.0	764.3	763.9	767.3	767.7	769.0
20°	769.0	767.3	766.9	768.1	763.0	761.7	763.0	762.1	764.3	765.1	769.4
22.5°	785.3	784.4	780.1	775.0	763.4	757.9	756.6	763.0	770.3	769.4	771.1
25°	798.5	794.7	794.2	793.8	777.6	765.6	765.1	773.7	779.3	780.1	787.8
27.5°	793.4	788.7	790.8	791.7	778.4	763.9	758.7	771.1	778.8	785.7	790.8
30°	779.3	775.8	778.0	779.7	772.0	759.2	751.5	761.7	775.0	785.7	783.5
32.5°	770.7	770.7	770.7	765.6	761.3	753.2	741.6	759.6	765.1	769.4	772.8
35°	767.7	767.3	767.3	761.7	752.3	746.3	746.3	750.6	755.7	757.9	766.0
37.5°	757.4	750.6	756.6	757.9	748.5	745.5	746.3	746.7	753.6	759.6	759.2
40°	750.6	742.5	739.9	742.5	744.2	744.2	741.2	743.3	749.7	752.7	748.9
42.5°	744.2	738.6	738.2	734.3	730.9	736.1	732.6	733.5	736.5	743.3	745.0
45°	726.2	725.4	724.9	724.5	715.5	733.5	730.9	726.2	733.1	732.6	745.0
47.5°	711.7	716.4	707.8	708.7	717.7	719.8	717.7	714.7	726.6	723.6	736.9
50°	686.4	686.4	691.1	697.6	708.7	705.7	706.1	713.4	711.2	715.9	730.1
52.5°	685.6	670.2	665.0	671.0	685.1	693.3	685.1	706.1	681.7	692.4	696.7
55°	662.0	643.6	646.6	650.1	660.3	661.6	682.1	669.7	661.6	672.3	678.7
57.5°	634.2	619.7	614.1	631.7	629.1	647.1	644.5	642.8	648.8	647.9	648.8
60°	611.6	598.3	585.0	600.4	615.8	609.9	620.5	627.8	621.0	622.7	619.3
62.5°	581.6	581.2	570.9	578.2	576.1	590.2	586.3	594.9	592.7	590.6	595.7
65°	545.3	542.3	540.5	548.2	550.0	550.0	546.1	555.1	553.4	552.1	558.1
67.5°	501.7	500.4	502.1	503.0	512.0	512.8	511.1	518.3	517.4	516.7	518.7
70°	459.8	452.5	443.5	467.9	478.2	480.8	474.3	469.6	466.2	461.5	464.1
72.5°	447.4	439.3	440.5	456.8	455.9	460.2	450.0	435.0	435.0	429.8	432.0
75°	396.9	379.4	402.9	422.1	436.3	428.1	432.8	416.6	396.5	394.8	400.8
77.5°	343.0	332.7	333.2	358.8	382.4	389.6	376.8	357.5	341.3	336.2	339.6
80°	300.6	289.5	267.3	258.3	263.9	276.3	266.0	255.3	260.9	267.3	273.7
82.5°	187.7	185.6	192.0	179.6	162.1	156.1	157.0	170.3	171.6	169.4	171.6
85°	102.2	98.8	97.1	93.3	89.0	87.3	85.1	86.8	88.6	84.3	85.6
87.5°	46.6	44.9	47.5	50.1	46.6	45.8	44.9	45.3	45.3	45.8	45.8
90°	24.8	25.2	25.7	25.2	25.2	24.8	24.4	24.0	24.0	24.8	24.8
92.5°	19.7	19.3	18.0	17.5	17.1	17.1	16.7	16.7	17.1	17.5	17.5
95°	18.8	18.8	17.5	16.7	16.3	15.4	15.8	16.7	17.5	18.4	18.4
97.5°	28.7	28.7	27.0	24.4	21.8	19.7	21.4	24.4	26.1	27.4	27.4
100°	36.8	36.8	34.2	29.5	24.8	22.7	24.4	29.1	32.9	34.7	35.1
102.5°	38.5	38.1	34.7	29.5	23.5	21.0	23.1	28.7	33.8	36.4	36.8
105°	33.8	33.4	30.8	25.2	19.3	15.8	19.3	24.8	29.9	32.5	32.9
107.5°	27.8	27.8	25.7	20.5	14.1	11.1	14.1	20.1	24.8	26.5	27.4
110°	21.0	20.5	18.8	15.0	10.3	7.7	9.8	15.0	18.4	20.1	20.5

REPORT NUMBER: P895736
CATALOG NUMBER: CLCS15S-PC-3000K-40%

CANDELA DISTRIBUTION (continued):

	0°	5°	15°	25°	35°	45°	55°	65°	75°	85°	90°
112.5°	*16.7*	16.7	15.0	12.0	7.3	5.6	7.3	11.6	14.5	15.8	15.8
115°	*14.1*	14.1	12.8	9.4	6.0	4.7	6.0	9.4	12.4	13.3	13.3
117.5°	*11.1*	11.6	11.1	8.6	5.1	3.4	5.1	7.7	10.3	11.1	10.7
120°	*9.0*	9.4	10.3	8.1	4.7	3.0	4.7	7.7	9.4	9.0	9.0
122.5°	*8.6*	8.6	10.7	8.1	5.1	2.6	4.3	7.3	9.8	8.6	8.1
125°	*12.0*	12.0	10.3	6.4	3.0	2.1	2.6	5.6	9.4	10.7	10.7
127.5°	*9.4*	9.4	7.7	4.3	2.1	1.7	2.1	4.3	6.8	8.6	9.0
130°	*7.3*	6.8	5.1	3.0	1.7	1.3	1.7	3.0	4.3	5.6	6.0
132.5°	*3.9*	3.9	3.4	2.6	1.3	0.9	1.3	2.6	3.4	3.9	3.9
135°	*3.0*	3.0	2.6	2.1	1.3	0.4	1.3	2.1	2.6	3.0	3.0
137.5°	*2.6*	2.6	2.1	1.3	0.4	0.4	0.4	1.3	2.1	2.6	2.6
140°	*1.7*	1.7	1.7	0.9	0.4	0.4	0.4	0.9	1.3	1.7	1.7
142.5°	*1.3*	1.3	0.9	0.4	0.4	0.4	0.4	0.4	0.4	0.9	0.9
145°	*0.4*	0.4	0.4	0.4	0.4	0.4	0.4	0.4	0.4	0.4	0.4
147.5°	*0.0*	0.0	0.0	0.0	0.0	0.0	0.0	0.0	0.0	0.0	0.0
150°	*0.0*	0.0	0.0	0.0	0.0	0.0	0.0	0.0	0.0	0.0	0.0
152.5°	*0.0*	0.0	0.0	0.0	0.0	0.0	0.0	0.0	0.0	0.0	0.0
155°	*0.0*	0.0	0.0	0.0	0.0	0.0	0.0	0.0	0.0	0.0	0.0
157.5°	*0.0*	0.0	0.0	0.0	0.0	0.0	0.0	0.0	0.0	0.0	0.0
160°	*0.0*	0.0	0.0	0.0	0.0	0.0	0.0	0.0	0.0	0.0	0.0
162.5°	*0.0*	0.0	0.0	0.0	0.0	0.0	0.0	0.0	0.0	0.0	0.0
165°	*0.0*	0.0	0.0	0.0	0.0	0.0	0.0	0.0	0.0	0.0	0.0
167.5°	*0.0*	0.0	0.0	0.0	0.0	0.0	0.0	0.0	0.0	0.0	0.0
170°	*0.0*	0.0	0.0	0.0	0.0	0.0	0.0	0.0	0.0	0.0	0.0
172.5°	*0.0*	0.0	0.0	0.0	0.0	0.0	0.0	0.0	0.0	0.0	0.0
175°	*0.0*	0.0	0.0	0.0	0.0	0.0	0.0	0.0	0.0	0.0	0.0
177.5°	*0.0*	0.0	0.0	0.0	0.0	0.0	0.0	0.0	0.0	0.0	0.0
180°	*0.0*	0.0	0.0	0.0	0.0	0.0	0.0	0.0	0.0	0.0	0.0

Cooper Lighting Solutions Photometric Lab
1121 Highway 74 South
Peachtree City, GA 30269

LM-79-2019: Approved Method: Electrical and Photometric Measurements of Solid-State Lighting Products

Report Prepared for

Cooper Lighting Solutions

Lumark

Report Number: SP1-2405-118-1

Test Date: 07/17/2024

Luminaire Tested: CLCS40S-3000K-HIGH

Data in this report applies to families of products including CLCS40S-3000K-HIGH

Report Generated By FNC07603 / LDUCLS01DT446
Version: v7.04

Test Information

Test Method:	LM-79-2019
Report Number:	SP1-2405-118-1
Test Lab:	COOPER LIGHTING SOLUTIONS
Photometer:	SP1 - 76IN SPHERE
Measurement Geometry:	4π
Issue Date:	07/18/2024
Manufacturer:	COOPER LIGHTING SOLUTIONS
Product Line:	Lumark
Catalog Number:	**CLCS40S-3000K-HIGH**
Description:	120W LUMARK AP CANOPY SELECTABLE FIXTURE HIGHEST OUTPUT @3000K

Spectral Parameters

CCT (K):	3065	CRI (Ra):		80.9			
CIE u':	0.2482	R1:		78.9	R9:		-0.8
CIE v':	0.5205	R2:		89.8	R10:		76.7
Duv:	0.0003	R3:		96.2	R11:		77.3
CIE x:	0.4328	R4:		78.4	R12:		67.5
CIE y:	0.4033	R5:		79.1	R13:		81.4
CIE z:	0.1639	R6:		87.3	R14:		98.5
Peak Wavelength (nm):	601	R7:		81.8	R15:		71.1
Dominant Wavelength (nm):	582	R8:		56.0			
Purity:	50.97738						

Rf:	83.6
Rg:	95.1

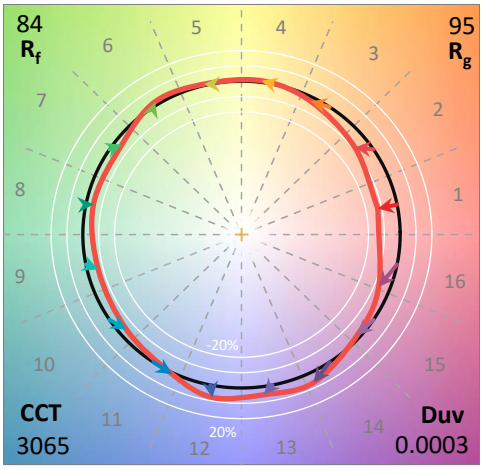

Test Conditions

Stabilization Time:	60M
Operation Time:	1H 60M
Sphere Temperature (°C):	24.0

Measurement and Test Equipment			
Instrument	Identification Number	Calibration Date	Calibration Due Date
Photometer	IN0058	6/18/2024	12/18/2024
Power Meter	INXT2011004	2/8/2024	2/8/2025
AC Power Source	IN0063	10/24/2023	10/24/2024
DC Power Source	IN0208	10/24/2023	10/24/2024
Sphere Thermometer	IN0085	10/24/2023	10/24/2024
Room Thermometer	IN0046	10/24/2023	10/24/2024

REPORT NUMBER: SP1-2405-118-1

CIE 1931 Chromaticity Diagram

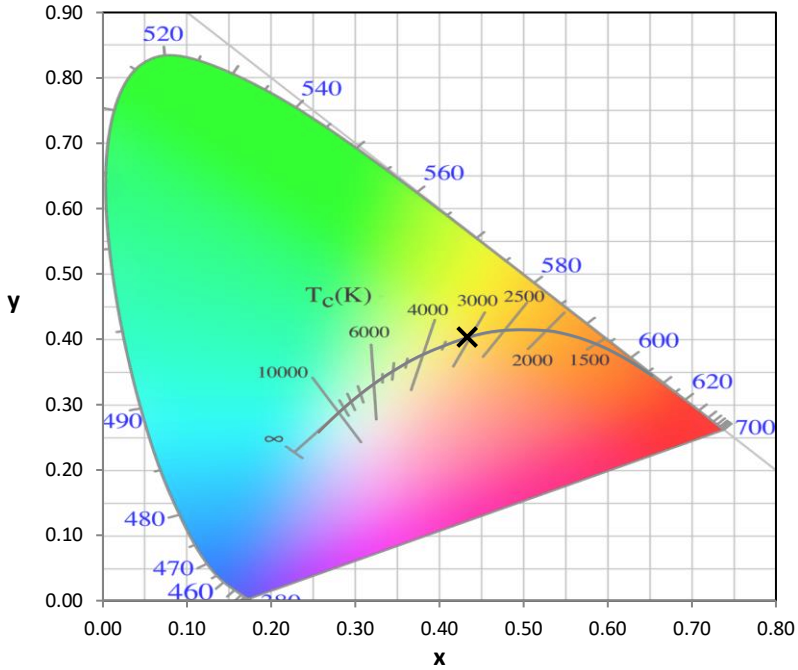

CIE 1931 Chromaticity Diagram with 2017 ANSI 7-Step and 4-Step Quadrangles

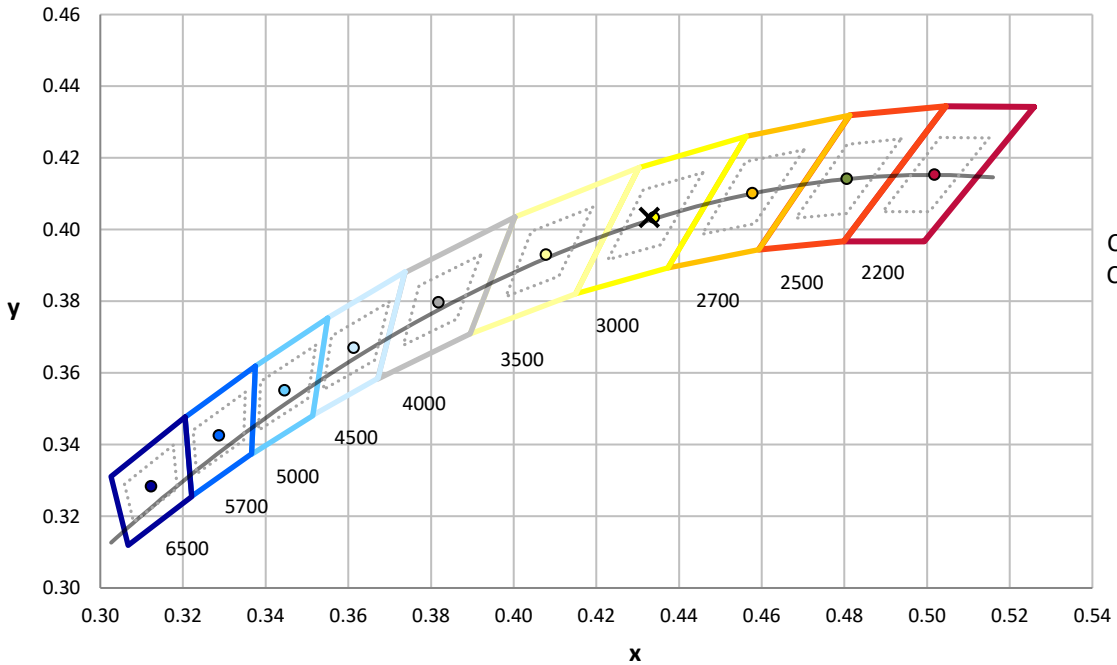

CCT = 3065K
CIE x = 0.4328
CIE y = 0.4033
Duv = 0.0003

Point lies inside the ANSI 3000K 4-step quadrangle

REPORT NUMBER: SP1-2405-118-1

Photopic Flux vs. Wavelength

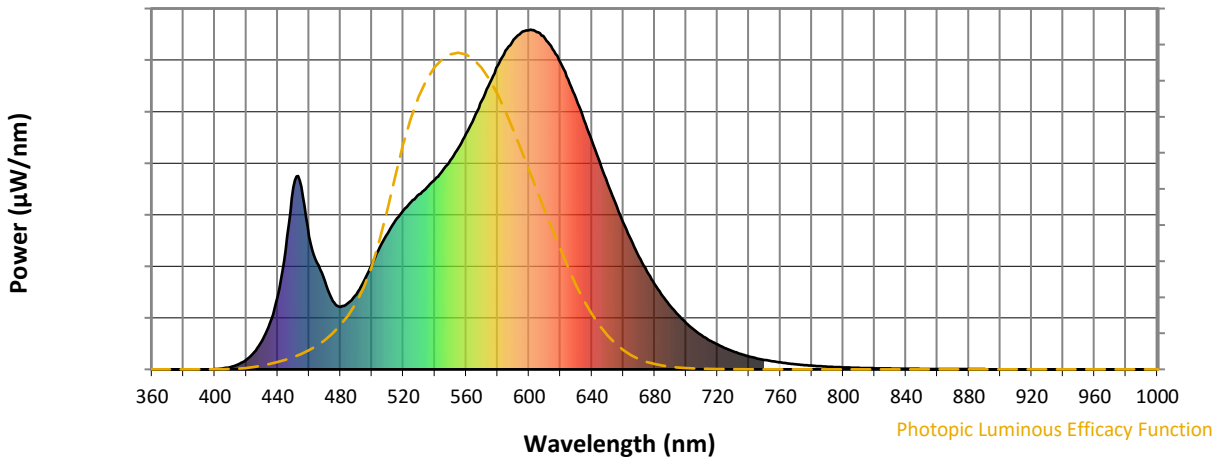

Photopic Lumens: NR

λ (nm)	Power W^/nm	Lumens (ϕ/nm)	λ (nm)	Power W^/nm	Lumens (ϕ/nm)	λ (nm)	Power W^/nm	Lumens (ϕ/nm)	λ (nm)	Power W^/nm	Lumens (ϕ/nm)	λ (nm)	Power W^/nm	Lumens (ϕ/nm)
360	0	NR	490	221	NR	620	902	NR	750	28	NR	880	1	NR
365	0	NR	495	261	NR	625	853	NR	755	24	NR	885	1	NR
370	0	NR	500	309	NR	630	796	NR	760	20	NR	890	1	NR
375	0	NR	505	359	NR	635	735	NR	765	17	NR	895	0	NR
380	0	NR	510	401	NR	640	673	NR	770	15	NR	900	0	NR
385	0	NR	515	438	NR	645	609	NR	775	13	NR	905	0	NR
390	0	NR	520	469	NR	650	547	NR	780	11	NR	910	0	NR
395	0	NR	525	493	NR	655	489	NR	785	9	NR	915	0	NR
400	1	NR	530	515	NR	660	432	NR	790	8	NR	920	0	NR
405	3	NR	535	536	NR	665	381	NR	795	7	NR	925	0	NR
410	7	NR	540	558	NR	670	331	NR	800	6	NR	930	0	NR
415	15	NR	545	586	NR	675	288	NR	805	5	NR	935	0	NR
420	28	NR	550	616	NR	680	251	NR	810	4	NR	940	0	NR
425	51	NR	555	652	NR	685	216	NR	815	4	NR	945	0	NR
430	84	NR	560	694	NR	690	187	NR	820	3	NR	950	0	NR
435	136	NR	565	740	NR	695	160	NR	825	3	NR	955	0	NR
440	215	NR	570	791	NR	700	137	NR	830	2	NR	960	0	NR
445	352	NR	575	843	NR	705	117	NR	835	2	NR	965	0	NR
450	536	NR	580	893	NR	710	100	NR	840	2	NR	970	0	NR
455	538	NR	585	938	NR	715	85	NR	845	2	NR	975	0	NR
460	391	NR	590	970	NR	720	73	NR	850	1	NR	980	0	NR
465	313	NR	595	991	NR	725	62	NR	855	1	NR	985	0	NR
470	259	NR	600	998	NR	730	53	NR	860	1	NR	990	0	NR
475	202	NR	605	993	NR	735	45	NR	865	1	NR	995	0	NR
480	184	NR	610	975	NR	740	38	NR	870	1	NR	1000	0	NR
485	196	NR	615	943	NR	745	32	NR	875	1	NR			

REPORT NUMBER: SP1-2405-118-1

Scotopic Flux vs. Wavelength

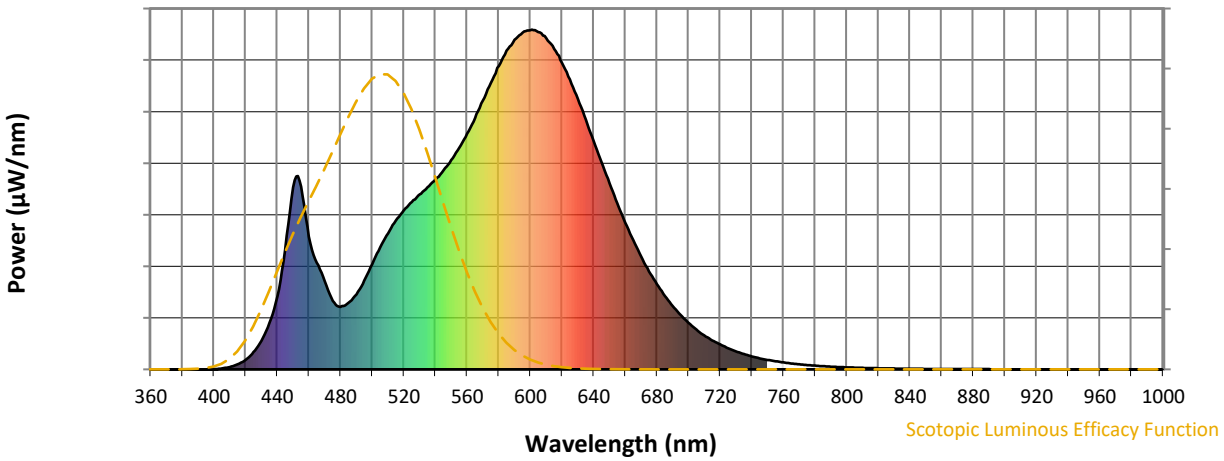

Scotopic Lumens: NR **S/P: 1.35**

λ (nm)	Power W^/nm	Lumens (ϕ/nm)	λ (nm)	Power W^/nm	Lumens (ϕ/nm)	λ (nm)	Power W^/nm	Lumens (ϕ/nm)	λ (nm)	Power W^/nm	Lumens (ϕ/nm)	λ (nm)	Power W^/nm	Lumens (ϕ/nm)
360	0	NR	490	221	NR	620	902	NR	750	28	NR	880	1	NR
365	0	NR	495	261	NR	625	853	NR	755	24	NR	885	1	NR
370	0	NR	500	309	NR	630	796	NR	760	20	NR	890	1	NR
375	0	NR	505	359	NR	635	735	NR	765	17	NR	895	0	NR
380	0	NR	510	401	NR	640	673	NR	770	15	NR	900	0	NR
385	0	NR	515	438	NR	645	609	NR	775	13	NR	905	0	NR
390	0	NR	520	469	NR	650	547	NR	780	11	NR	910	0	NR
395	0	NR	525	493	NR	655	489	NR	785	9	NR	915	0	NR
400	1	NR	530	515	NR	660	432	NR	790	8	NR	920	0	NR
405	3	NR	535	536	NR	665	381	NR	795	7	NR	925	0	NR
410	7	NR	540	558	NR	670	331	NR	800	6	NR	930	0	NR
415	15	NR	545	586	NR	675	288	NR	805	5	NR	935	0	NR
420	28	NR	550	616	NR	680	251	NR	810	4	NR	940	0	NR
425	51	NR	555	652	NR	685	216	NR	815	4	NR	945	0	NR
430	84	NR	560	694	NR	690	187	NR	820	3	NR	950	0	NR
435	136	NR	565	740	NR	695	160	NR	825	3	NR	955	0	NR
440	215	NR	570	791	NR	700	137	NR	830	2	NR	960	0	NR
445	352	NR	575	843	NR	705	117	NR	835	2	NR	965	0	NR
450	536	NR	580	893	NR	710	100	NR	840	2	NR	970	0	NR
455	538	NR	585	938	NR	715	85	NR	845	2	NR	975	0	NR
460	391	NR	590	970	NR	720	73	NR	850	1	NR	980	0	NR
465	313	NR	595	991	NR	725	62	NR	855	1	NR	985	0	NR
470	259	NR	600	998	NR	730	53	NR	860	1	NR	990	0	NR
475	202	NR	605	993	NR	735	45	NR	865	1	NR	995	0	NR
480	184	NR	610	975	NR	740	38	NR	870	1	NR	1000	0	NR
485	196	NR	615	943	NR	745	32	NR	875	1	NR			

REPORT NUMBER: SP1-2405-118-1

Melanopic Flux vs. Wavelength

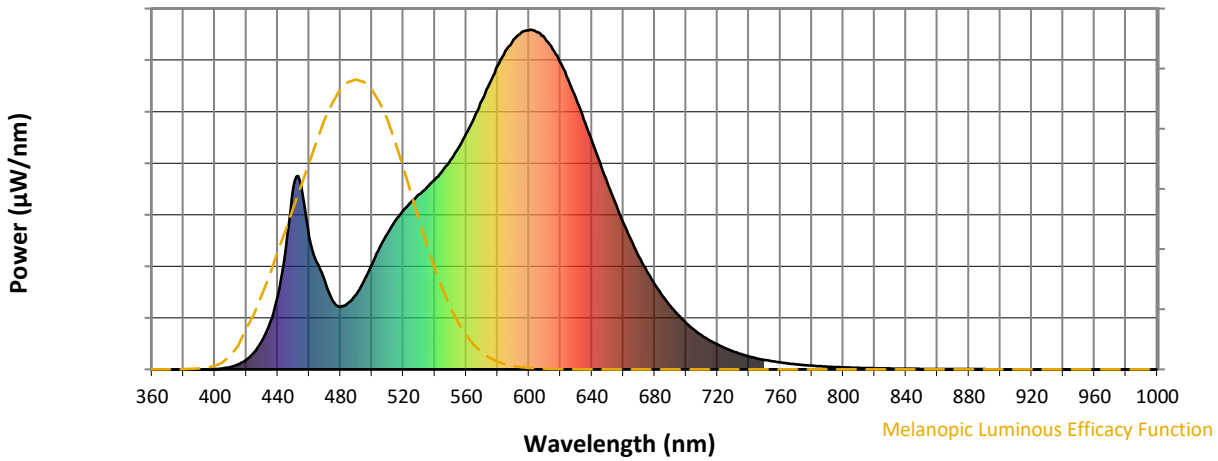

Melanopic Lumens: NR **M/P: 2.61**

λ (nm)	Power W^/nm	Lumens (ϕ/nm)	λ (nm)	Power W^/nm	Lumens (ϕ/nm)	λ (nm)	Power W^/nm	Lumens (ϕ/nm)	λ (nm)	Power W^/nm	Lumens (ϕ/nm)	λ (nm)	Power W^/nm	Lumens (ϕ/nm)
360	0	NR	490	221	NR	620	902	NR	750	28	NR	880	1	NR
365	0	NR	495	261	NR	625	853	NR	755	24	NR	885	1	NR
370	0	NR	500	309	NR	630	796	NR	760	20	NR	890	1	NR
375	0	NR	505	359	NR	635	735	NR	765	17	NR	895	0	NR
380	0	NR	510	401	NR	640	673	NR	770	15	NR	900	0	NR
385	0	NR	515	438	NR	645	609	NR	775	13	NR	905	0	NR
390	0	NR	520	469	NR	650	547	NR	780	11	NR	910	0	NR
395	0	NR	525	493	NR	655	489	NR	785	9	NR	915	0	NR
400	1	NR	530	515	NR	660	432	NR	790	8	NR	920	0	NR
405	3	NR	535	536	NR	665	381	NR	795	7	NR	925	0	NR
410	7	NR	540	558	NR	670	331	NR	800	6	NR	930	0	NR
415	15	NR	545	586	NR	675	288	NR	805	5	NR	935	0	NR
420	28	NR	550	616	NR	680	251	NR	810	4	NR	940	0	NR
425	51	NR	555	652	NR	685	216	NR	815	4	NR	945	0	NR
430	84	NR	560	694	NR	690	187	NR	820	3	NR	950	0	NR
435	136	NR	565	740	NR	695	160	NR	825	3	NR	955	0	NR
440	215	NR	570	791	NR	700	137	NR	830	2	NR	960	0	NR
445	352	NR	575	843	NR	705	117	NR	835	2	NR	965	0	NR
450	536	NR	580	893	NR	710	100	NR	840	2	NR	970	0	NR
455	538	NR	585	938	NR	715	85	NR	845	2	NR	975	0	NR
460	391	NR	590	970	NR	720	73	NR	850	1	NR	980	0	NR
465	313	NR	595	991	NR	725	62	NR	855	1	NR	985	0	NR
470	259	NR	600	998	NR	730	53	NR	860	1	NR	990	0	NR
475	202	NR	605	993	NR	735	45	NR	865	1	NR	995	0	NR
480	184	NR	610	975	NR	740	38	NR	870	1	NR	1000	0	NR
485	196	NR	615	943	NR	745	32	NR	875	1	NR			

REPORT NUMBER: SP1-2405-118-1

TM-30-18

Summary

R_f = 83.6
R_g = 95.1
CIE R_a = 80.9
R_9 = -0.8

Spectral Power Distribution Comparison

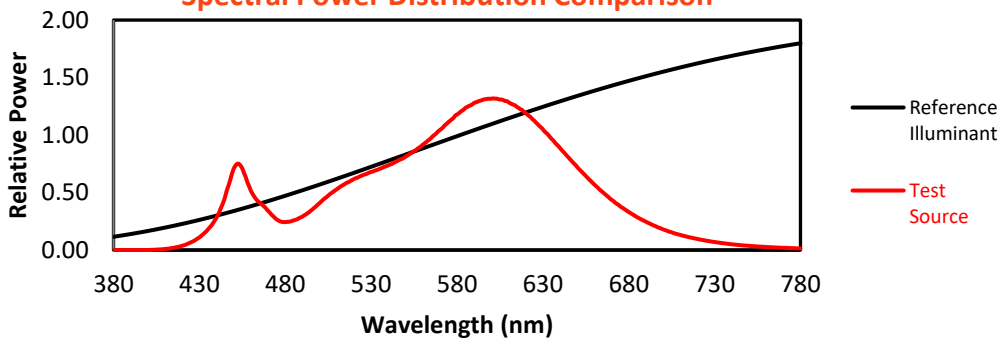

Color Vector Graphics

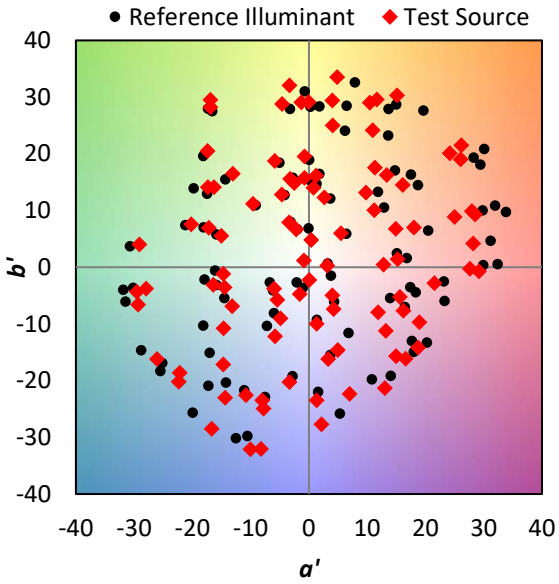

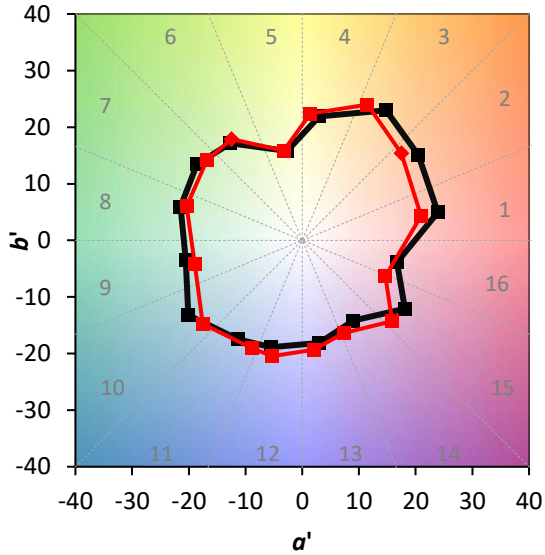

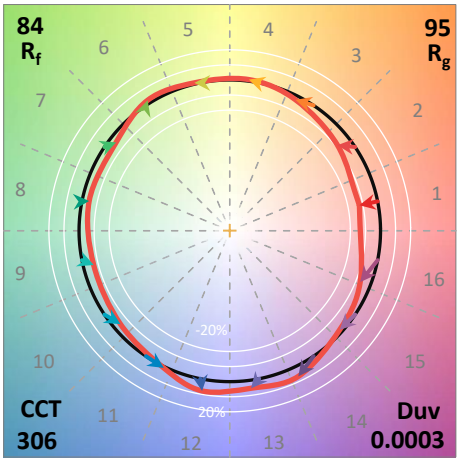

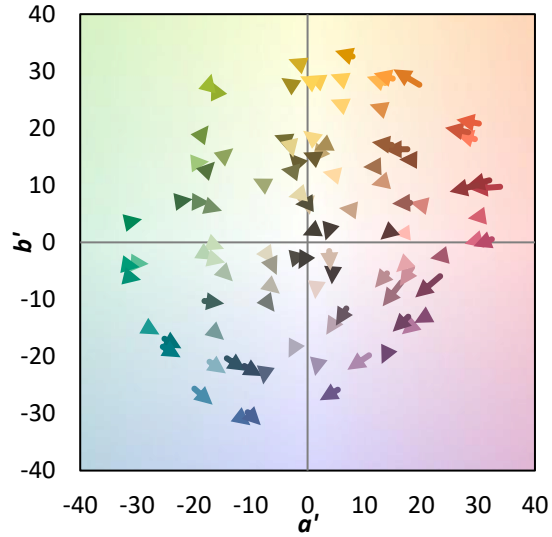

Individual Sample Fidelity Index ($R_{f,i}$)

CES01 = 86	CES26 = 82	CES51 = 93	CES76 = 78
CES02 = 63	CES27 = 94	CES52 = 92	CES77 = 84
CES03 = 31	CES28 = 92	CES53 = 88	CES78 = 78
CES04 = 70	CES29 = 86	CES54 = 90	CES79 = 91
CES05 = 49	CES30 = 96	CES55 = 88	CES80 = 89
CES06 = 51	CES31 = 88	CES56 = 85	CES81 = 73
CES07 = 42	CES32 = 81	CES57 = 84	CES82 = 95
CES08 = 41	CES33 = 93	CES58 = 84	CES83 = 94
CES09 = 29	CES34 = 89	CES59 = 90	CES84 = 91
CES10 = 76	CES35 = 94	CES60 = 91	CES85 = 76
CES11 = 59	CES36 = 86	CES61 = 87	CES86 = 68
CES12 = 65	CES37 = 94	CES62 = 88	CES87 = 83
CES13 = 43	CES38 = 94	CES63 = 85	CES88 = 87
CES14 = 74	CES39 = 98	CES64 = 78	CES89 = 74
CES15 = 71	CES40 = 96	CES65 = 76	CES90 = 88
CES16 = 47	CES41 = 98	CES66 = 76	CES91 = 77
CES17 = 50	CES42 = 95	CES67 = 74	CES92 = 63
CES18 = 56	CES43 = 89	CES68 = 79	CES93 = 77
CES19 = 72	CES44 = 99	CES69 = 84	CES94 = 60
CES20 = 66	CES45 = 92	CES70 = 76	CES95 = 73
CES21 = 87	CES46 = 89	CES71 = 73	CES96 = 83
CES22 = 79	CES47 = 94	CES72 = 90	CES97 = 88
CES23 = 92	CES48 = 84	CES73 = 71	CES98 = 84
CES24 = 91	CES49 = 89	CES74 = 92	CES99 = 75
CES25 = 72	CES50 = 93	CES75 = 76	

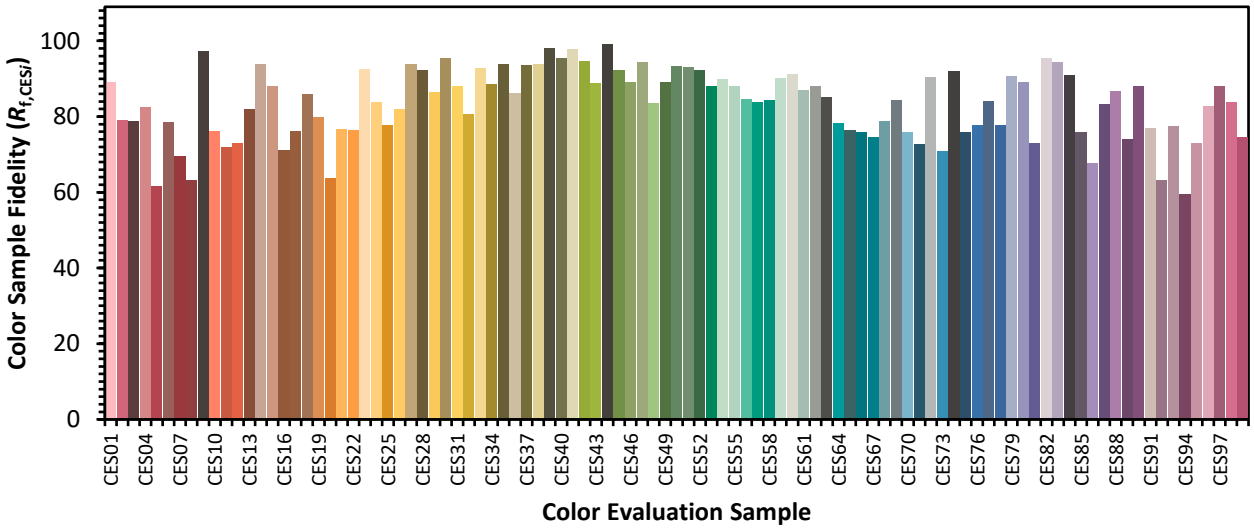

Color Rendition by Hue-Angle Bin

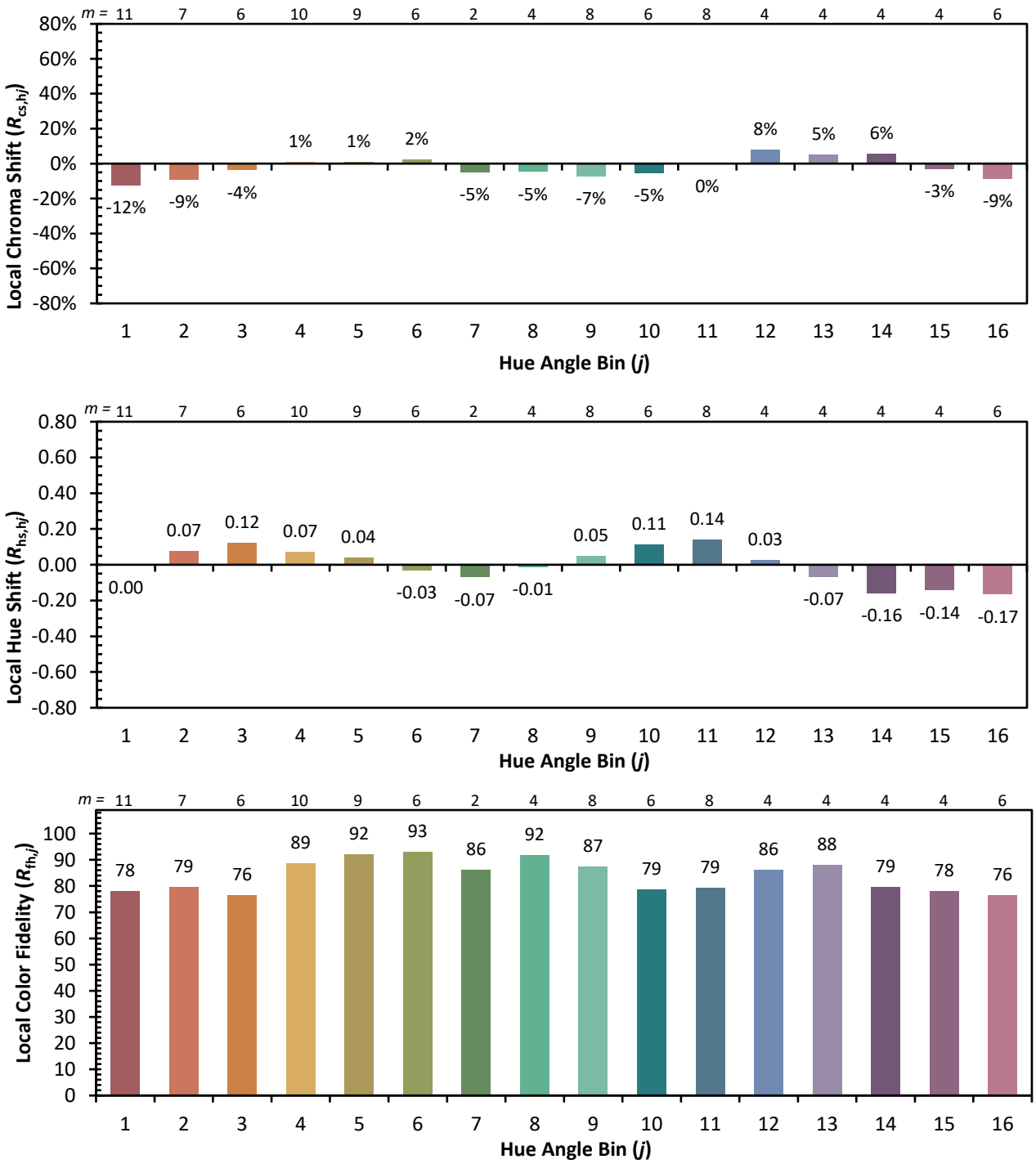

Measure Comparisons

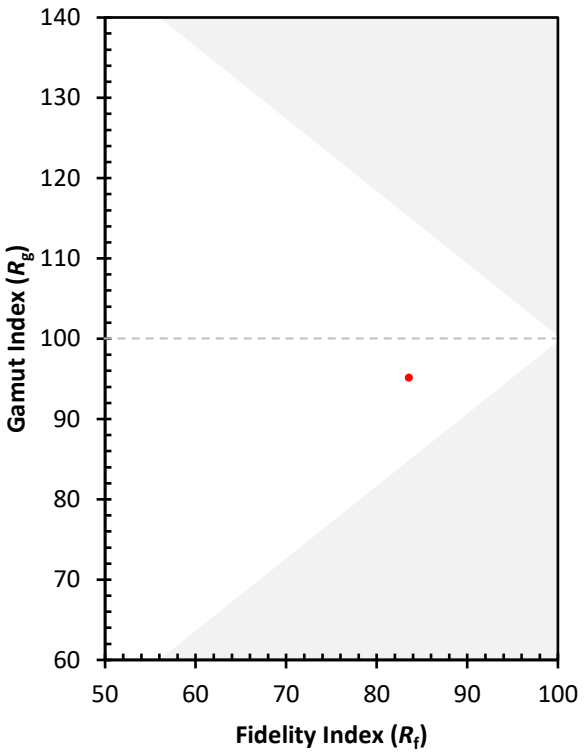

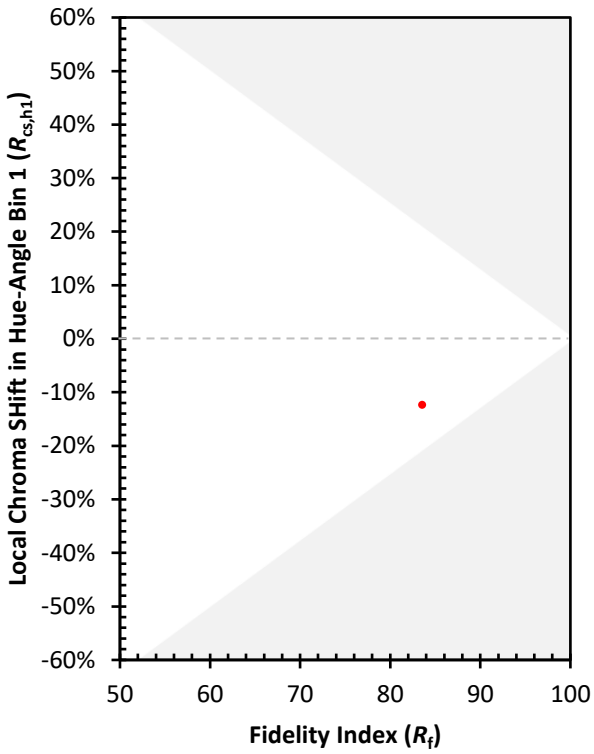

(END OF REPORT)